

MICTOR Probe

High-density probe for 38-pin MICTOR connector with isolation network located at the probe tip. Quick connection to many channels in a small footprint. Requires 38-pin Mictor connector designed into the target system

E5380A single-ended probe

- 34 channels (32 data, 2 clock)
- 600 Mb/s data rate
- 300 mV p-p minimum signal amplitude
- 3.0 pF equivalent load capacitance

Support shroud

MICTOR connector

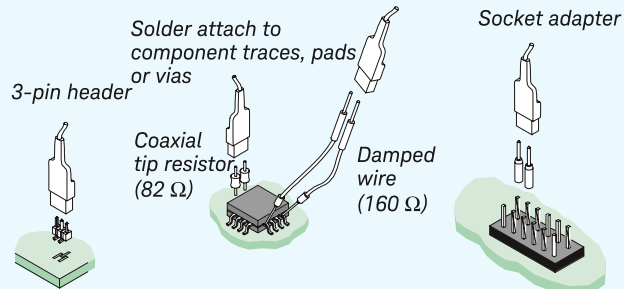
General Purpose Probes and Accessories

General-purpose flying lead set with isolation network located at the probe tip. Flexible connection to individual signals. Compatible with a wide assortment of accessories.

E5381A differential flying lead probe set

- 17 channels (16 data, 1 clock)
- 1.5 Gb/s data rate
- $V_{max} - V_{min}$ 200 mV min. signal amplitude
- 0.9 pF equivalent load capacitance

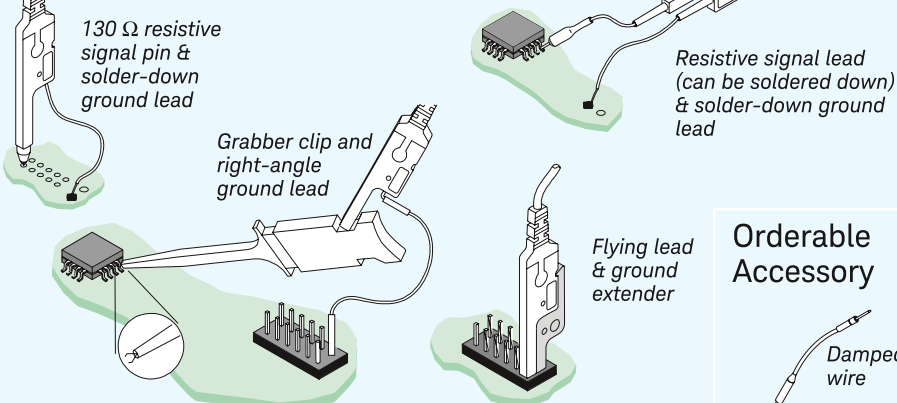
Included Accessories



E5382A single-ended flying lead probe set


- 17 channels (16 data, 1 clock)
- 1.5 Gb/s data rate
- 250 mV p-p min. signal amplitude
- 1.3 pF equivalent load capacitance

Included Accessories



For the latest information on probe compatibility with a given logic analyzer, go to www.keysight.com/find/logic_analyzer_probes.

For more detailed probing information, see Probing Solutions for Logic Analysis Systems (publication 5968-4632E), also available at www.keysight.com/find/logic_analyzer_probes.



Soft Touch Connectorless Probes

High-density probe with isolation network located at the probe tip. Quick connection to many channels in a small footprint without a connector designed into the target. Requires appropriate pro series soft touch or original soft touch footprint designed into the target system.

E5400 Pro Series

The Pro Series footprint is 30% smaller than the original soft touch probe footprint and top-side mounting eliminates the need to access the back of the board.

E5405A differential probe

- 17 channels (16 data, 1 clock)
- >2.5 Gb/s data rate
- $V_{max} - V_{min}$ 200 mV min. signal amplitude
- <0.7 pF equivalent load capacitance

E5406A single-ended probe

- 34 channels (32 data, 2 clock)
- >2.5 Gb/s data rate
- $V_{max} - V_{min}$ 250 mV min. signal amplitude
- <0.7 pF equivalent load capacitance

E5402A single-ended low-profile probe

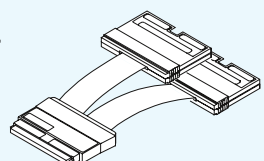
- 34 channels (32 data, 2 clock)
- >2.5 Gb/s data rate
- $V_{max} - V_{min}$ 250 mV min. signal amplitude
- <0.7 pF equivalent load capacitance

Top-side attach retention module

Top-side attach low-profile retention module

Pro series soft touch footprint

E5386A half-channel adapter



Reduces the number of probes and connectors required to run in half-channel mode when using the 16760A logic analyzer and the soft touch or Samtec probes. (Not compatible with the E5398A probe.)

E5300-Series

5398A half-size single-ended probe

- 17 channels (16 data, 1 clock)
- >2.5 Gb/s data rate
- 250 mV p-p min. signal amplitude
- <0.7 pF equivalent load capacitance

Retention module

Half-size soft touch footprint

E5387A differential probe

- 17 channels (16 data, 1 clock)
- >2.5 Gb/s data rate
- $V_{max} - V_{min}$ 200 mV min. signal amplitude
- <0.7 pF equivalent load capacitance

Retention module

Soft touch footprint

E5390A single-ended probe

- 34 channels (32 data, 2 clock)
- >2.5 Gb/s data rate
- 250 mV p-p min. signal amplitude
- <0.7 pF equivalent load capacitance

Samtec Probes

High-density probe for 100-pin Samtec connector with isolation network located at the probe tip. Quick connection to many channels in a small footprint. Requires 100-pin Samtec connector designed into target system.

E5379A differential probe

- 17 channels (16 data, 1 clock)
- 1.5 Gb/s data rate
- $V_{max} - V_{min}$ 200 mV min. signal amplitude
- 1.5 pF equivalent load capacitance

Support shroud

E5378A single-ended probe


- 34 channels (32 data, 2 clock)
- 1.5 Gb/s data rate
- 250 mV p-p min. signal amplitude
- 1.5 pF equivalent load capacitance

Samtec connector

Probing solutions for a logic analyzer that has a 40-pin cable connector (continued)

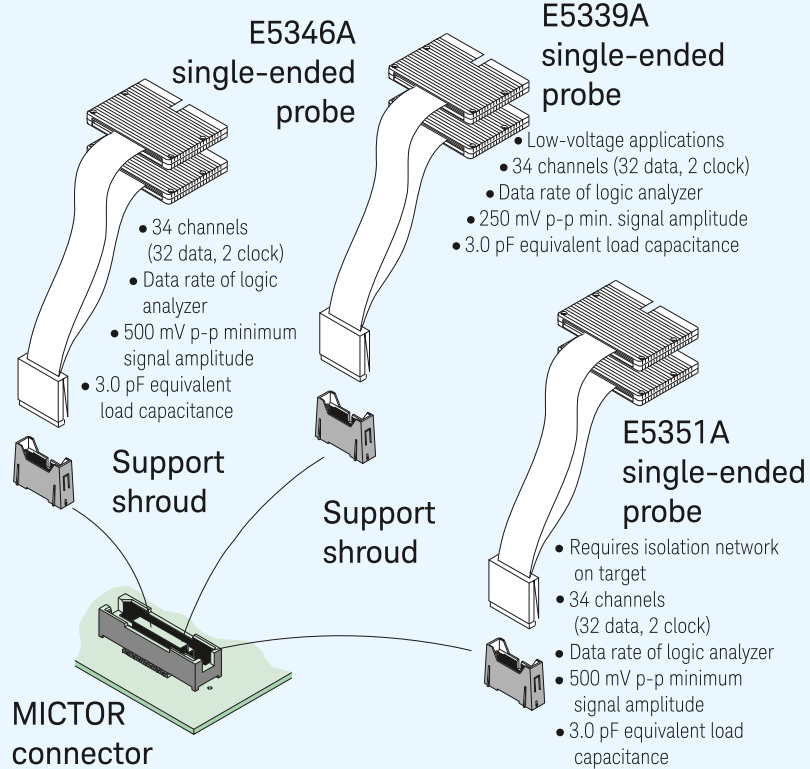
Modules: 16910/11A, 16750/51/52 (A/B), 16740 Series, 16715/16/17/18/19A, 16710/11/12A, All 165xx
 Portable: 16800 Series, 1680 Series, 1670 Series, 1660 Series, 1650 Series PC-hosted logic analyzers: 1690 Series, E9340A Logic Wave

40-pin connector



MICTOR Probes

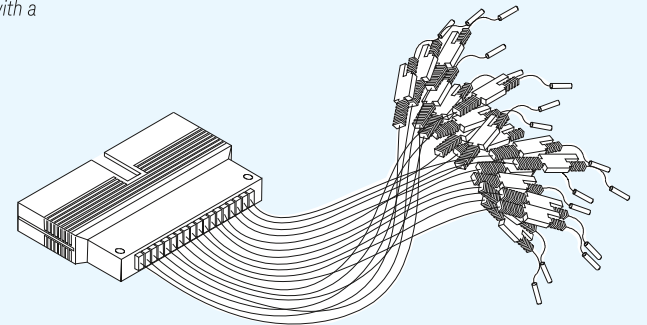
High-density probe for 38-pin MICTOR connector with isolation network located at the probe tip unless noted otherwise. Quick connection to many channels in a small footprint. Requires 38-pin MICTOR connector designed into target system.



General Purpose Probe

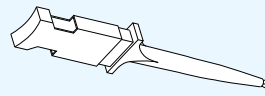
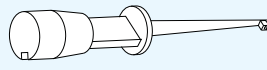
General-purpose flying lead set with isolation network located at the probe tip. Flexible connection to individual signals. Compatible with a wide assortment of separately orderable accessories.

- E5383A single-ended flying lead probe**
- 17 channels (16 data, 1 clock)
 - 600 mV p-p min. signal amplitude
 - 1.5 pF equivalent load capacitance

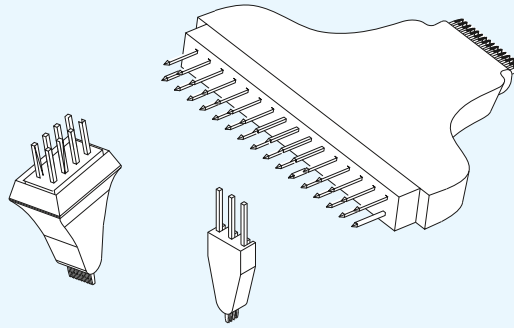


Orderable Accessories

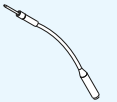
IC Clips



Wedge Adapters



Damped Wire



For the latest information on probe compatibility with a given logic analyzer, go to www.keysight.com/find/logic_analyzer_probes.

For more detailed probing information, see Probing Solutions for Logic Analysis Systems (publication 5968-4632E), also available at www.keysight.com/find/logic_analyzer_probes.

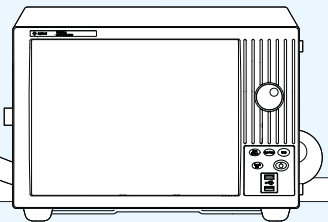
Keysight Technologies Printed in Malaysia
 Part Number 01680-92009 October 2014



Probing solutions for a logic analyzer that has a 40-pin cable connector

Modules: 16910/11A, 16750/51/52 (A/B), 16740 Series, 16715/16/17/18/19A, 16710/11/12A, All 165xx
 Portable: 16800 Series, 1680 Series, 1670 Series, 1660 Series, 1650 Series PC-hosted logic analyzers: 1690 Series, E9340A Logic Wave

40-pin connector

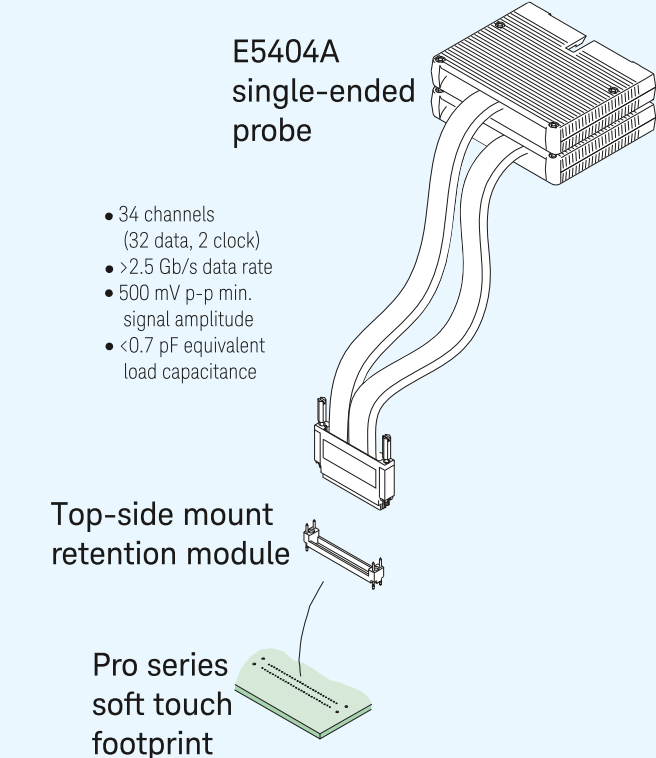


Soft Touch Connectorless Probe

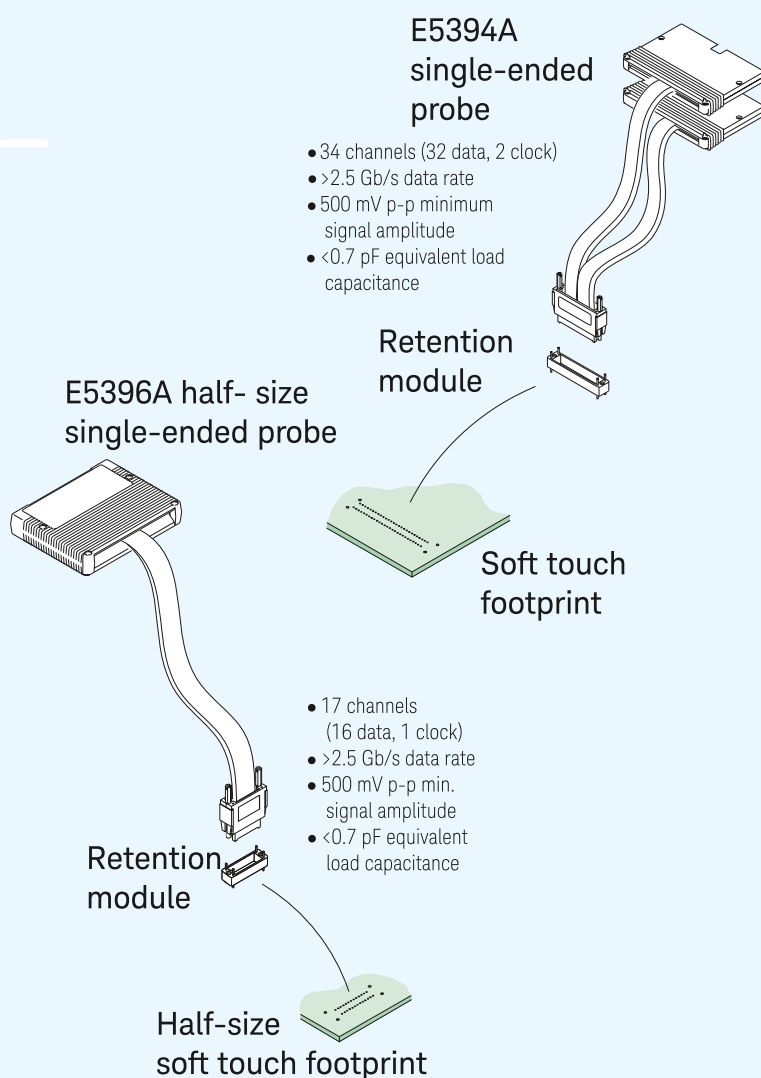
High-density probe with isolation network located at the probe tip. Quick connection to many channels in a small footprint without a connector designed into the target. Requires appropriate pro series soft touch or original soft touch footprint designed into the target system.

E5400 Pro Series

The Pro Series footprint is 30% smaller than the original soft touch probe footprint and top-side mounting eliminates the need to access the back of the board.



E5300-Series

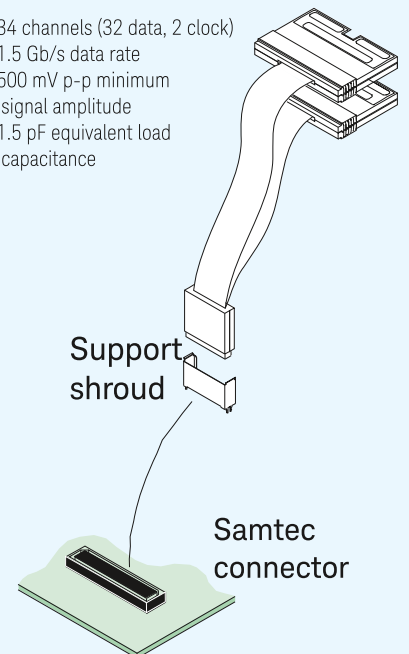


Samtec Probe

High-density probe for 100-pin Samtec connector with isolation network located at the probe tip. Quick connection to many channels in a small footprint. Requires 100-pin Samtec connector designed into target system.

E5385A single-ended probe

- 34 channels (32 data, 2 clock)
- 1.5 Gb/s data rate
- 500 mV p-p minimum signal amplitude
- 1.5 pF equivalent load capacitance



For the latest information on probe compatibility with a given logic analyzer, go to www.keysight.com/find/logic_analyzer_probes.

For more detailed probing information, see Probing Solutions for Logic Analysis Systems (publication 5968-4632E), also available at www.keysight.com/find/logic_analyzer_probes.